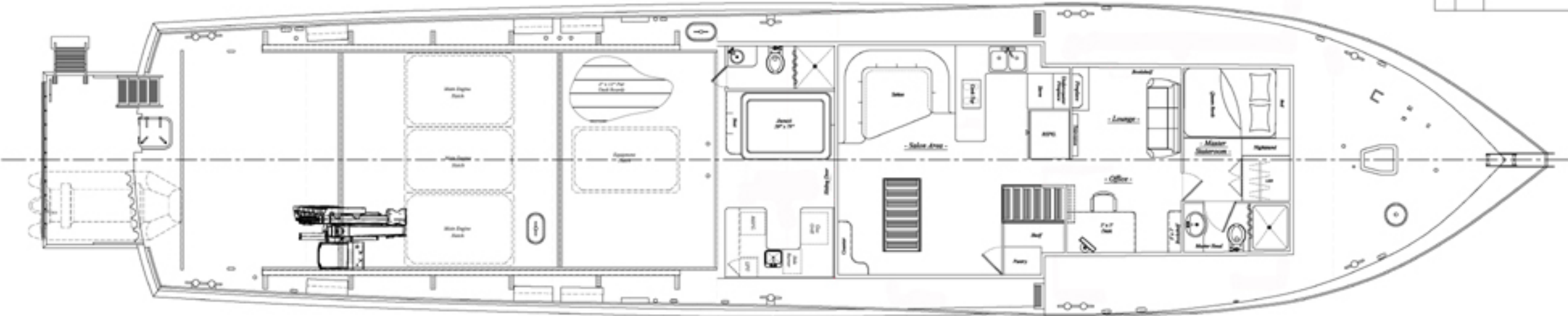
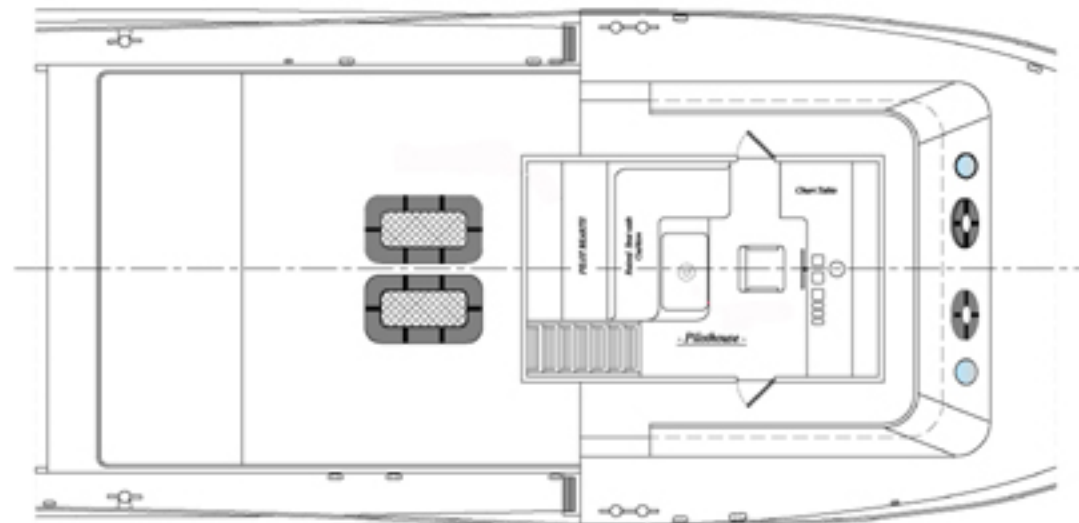


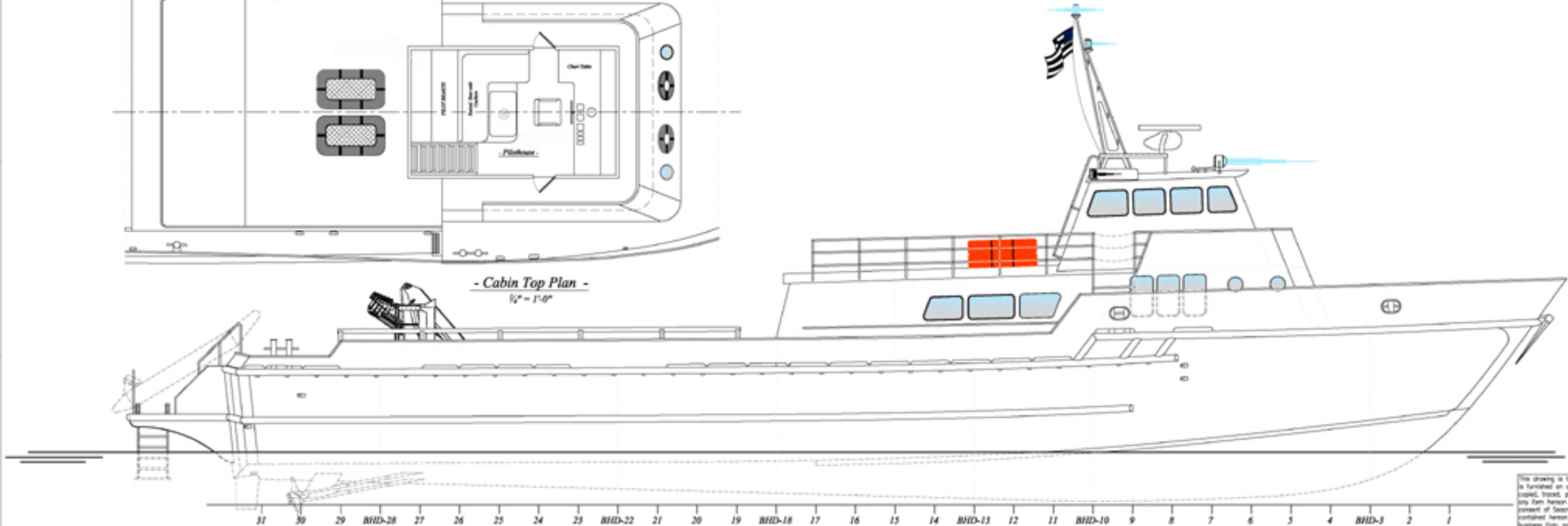
REVISIONS				
REV	ZONE	DESCRIPTION	DATE	BY APP



- Main Deck Plan -
1/4" = 1'-0"



- Cabin Top Plan -
1/4" = 1'-0"



- Outboard Profile -
1/4" = 1'-0"

This drawing is the exclusive property of Seacraft Shipyard Corporation and is furnished on a confidential basis. No portion of this drawing may be copied, traced, photographed, or in any other way to be reproduced, nor may any item herein described be manufactured or shown without the written consent of Seacraft Shipyard Corporation. The recipient of the information contained herein may not disclose the same to any other person or business firm; nor may he use such information except for the specific purpose intended.

M/V MERLIN
 Outboard Profile & Plan
SEACRAFT
 SHIPYARD CORPORATION
 Repair • Conversion • Construction
 P. O. BOX 1550 • 3825 Lake Pelouade Rd.
 Amite, Louisiana 70504
 Phone (985) 631-5822 • Fax (985) 631-3513
 E-Mail seacraft@seacraftshipyard.com
 Website: www.seacraftshipyard.com

JOB No: ---	DRAWN: RUM	DATE: 7/7/05	CHECKED:
TASK No: ---	APP'D:	DWG NO: GPP-100	REV: ---
		SHEET 1 OF 1	